

COMPELLOR™

20 +12

18 +9

16 +6

14 +3

12 0dB

10 -3

8 -6

6 -9

4 -12

2 -15

DVG

IN

OUT

G.R.

MTR SEL

LINK

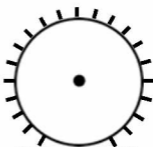
LVL SPD

LMT

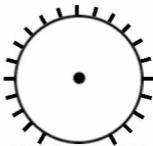
LMT ON



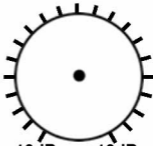
IN



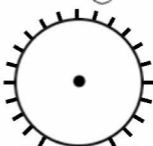
MIN MAX
DRIVE



LEVEL COMP
PROCESS BALANCE



-10dB +10dB
OUTPUT



-40dB 0dB
SILENCE GATE

